



Homecoming Golf Tournament

Tips from the Pro

Presented by:



**JMU ALUMNI
ASSOCIATION**

— *Harrisonburg Dukes* —

****map on back page***



1

Par 5: A long straight drive is required to get home in two. An approach shot left is a certain bogey or worse.



2

Challenge:
Beat The Pro

Par 3: This hole presents a visual challenge, but don't miss this green to the left. Any of the five bunkers can make for a difficult par.



3

Par 4: Any tee shot in the fairway on this dog leg right is a good one. You can attack this green from the tee if you can carry the tee shot 280+ yards. A short wedge approach presents a great birdie opportunity.



4

Challenge:
Closest to the Pin

Par 3: Play to the center of this green regardless of pin position. A short side miss creates a very tough up and down.



5

A short par 5 easily reachable in two shots. There is a little more room on the right than it appears from the tee, but the best play is down the left side. If you can get an approach shot from the level areas slightly right of the fairway, you can attack the green. Beware of any approach going over the leaves, a near impossible up and down.




6

Par 4: Any shot off the tee should favor the right half of the fairway. A well-placed approach leaves an uphill putt on this green, which is sloped heavily from right to left. There are two greenside bunkers on the left not visible from the fairway.



7

Par 4/5: A tee shot must carry 270 yards to get over the large hill in front of you, and then the fairway slopes left to right. An ideal tee shot leaves a short wedge to the green and a birdie try.



8

Par 4: This tee shot must not go left. Even misses to the right of the fairway bunker allow a shot into the green. Any approach that carries the green will be difficult to get up and down as large trees back the green.



9

Challenge:


\$10,000 Hole-In-One

Par 3: A short to middle iron should be ideal. Favor the left side of the green to ensure any easy birdie or par.




10

Par 4: This dog leg right requires an accurate tee shot. Long hitters with a nice fade can expect a good birdie opportunity. This green is deeper than it appears from the fairway; choose your club wisely for this approach.



11

Par 4: This fairway slopes from right to left, and being in the fairway for your approach is a must. The green also slopes from right to left.




12

Par 4: Irons from this tee are a safe play. Straight hitters may want to challenge this hole with a driver. A left to right slope in this green can help a bump and run approach.



13

Par 4: Long hitters should go straight over the right side fairway bunker leaving an easy wedge approach.



14

Par 4: A reachable par for some; however, accuracy is the key here. A missed fairway or green can spell disaster. Beware: the bunker behind the green is unforgiving.



15

Par 5: Reachable in two. To get there, the tee shot should favor the left side. The approach must challenge the left fairway bunker; once there, this green is relatively flat.



16

Par 3: Left to right of this green is almost a certain bogey. However, a shot short of the green leaves an easy up and down.



17

Challenge:
Longest Drive

Par 4: This can be a difficult hole from anywhere but the fairway. The approach usually plays about a club less than it looks. Beware: Out of bounds behind the green.



18

Par 5: You can get around the corner of this dog leg left with a good tee shot. That leaves a long iron or fairway wood to the green. A left miss, the approach can be costly. A long approach shot also makes for difficulty since the green slopes from back to front.



Scan to join the chapter listserv



harrisonburgchpt@gmail.com



[JMUHarrisonburgAlumni](#)

